



MASTER LEDtube InstantFit HF T8

MASTER LEDtube HF 1200mm UO 21W865 T8

Philips MASTER LEDtube InstantFit T8 integrates a LED light source into a traditional fluorescent form factor. Its unique design creates a perfectly uniform visual appearance which cannot be distinguished from traditional fluorescent. Philips MASTER LEDtube InstantFit T8 is the ideal solution for customers who have higher light requirements and want to maximize value over lifetime.; Full energy savings & longer lifetime result in attractive payback times and TCO benefits.

Product data

General Information	
Cap-Base	G13 [Medium Bi-Pin Fluorescent]
Main Application	Industrial
Nominal Lifetime (Nom)	50000 h
Switching Cycle	50000X
B50L70	50000 h
Light Technical	
Color Code	865 [CCT of 6500K]
Beam Angle (Nom)	160 °
Luminous Flux (Nom)	2500 lm
Luminous Flux (Rated) (Nom)	2500 lm
Rated Beam Angle	160 °
Correlated Color Temperature (Nom)	6500 K
Color Consistency	<6
Color Rendering Index (Nom)	83
LLMF At End Of Nominal Lifetime (Nom)	70 %

Operating and Electrical	
Input Frequency	25000-80000 Hz
Power (Rated) (Nom)	21 W
Lamp Current (Nom)	400 mA
Starting Time (Nom)	0.5 s
Warm Up Time to 60% Light (Nom)	0.5 s
Power Factor (Nom)	0.9
Voltage (Nom)	50-100 V
Temperature	
T-Ambient (Max)	45 °C
T-Ambient (Min)	-20 °C
T-Storage (Max)	65 °C
T-Storage (Min)	-40 °C
T-Case Maximum (Nom)	45 °C
Controls and Dimming	
Dimmable	No

MASTER LEDtube InstantFit HF T8

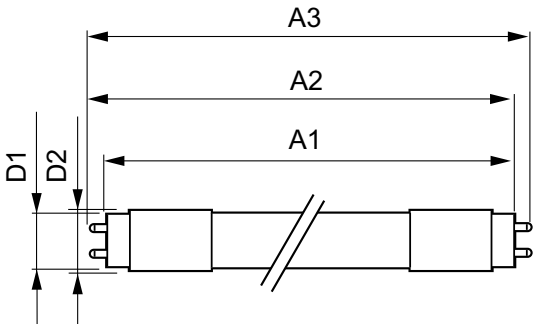
Mechanical and Housing	
Product Length	1200 mm
Approval and Application	
Energy Efficiency Label (EEL)	A+
Energy Saving Product	Yes
Suitable For Accent Lighting	No
Approval Marks	CE marking KEMA Keur certificate RoHS compliance
Energy Consumption kWh/1000 h	25 kWh

Product Data	
Full product code	871869655280300
Order product name	MASTER LEDtube HF 1200mm UO 21W865 T8
EAN/UPC - Product	8718696552803
Order code	929001211202
Numerator - Quantity Per Pack	1
Numerator - Packs per outer box	10
Material Nr. (12NC)	929001211202
Net Weight (Piece)	0.360 kg

Warnings and Safety

- NOTES: The overall energy efficiency and light distribution of any installation that uses these lamps are determined by the design of the installation.


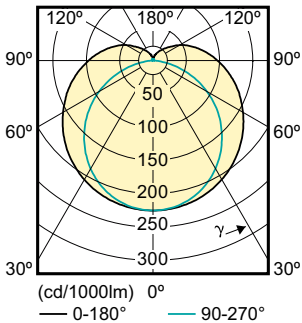
Dimensional drawing



TLED 50-100V 20W-36W 2500lm 6500K G13 ND

Product	D1	D2	A1	A2	A3
MASTER LEDtube HF 1200mm UO 21W865 T8	25.68 mm	28 mm	1198.0 mm	1205.0 mm	1212.0 mm

Photometric data



LEDtube 1200 mm 21 W, 865, G13, T8, UO

MASTER LEDtube InstantFit HF T8

Photometric data

